





<p style="text-align: center;">Maths</p> <p>This half term we will be learning to:</p> <ul style="list-style-type: none"> subtract pairs of 2 and 3-digit numbers using column subtraction, with and without exchange, and solve subtraction problems use the terms '<i>minuend</i>' (the number we are subtracting from) '<i>subtrahend</i>' (the number we are subtracting) and '<i>difference</i>' (the answer to a subtraction calculation) identify a wholes and parts including equal and unequal parts explain the size of a part in relation to the whole (eg '<i>This part is one fifth of the size of the whole because there are 5 equal parts in the whole.</i>') use fraction notation to describe an equal part of the whole, eg $\frac{1}{5}$. compare and order unit fractions (fractions that are one part of a whole) identify parts and wholes in different contexts, eg fractions of shapes, quantities, measures and fractions on number lines. 	<div style="text-align: center;"> <h2>Hartford Junior School Learning Leaflet</h2> <h3>Year 3</h3> <h3>Summer 1st Half Term 2025</h3> <p>Welcome to our Year 3 Learning Leaflet. This page will give you all the information you need to 'bring out the best' in your child.</p> <p>Mrs Cheryl Esaw Class Teacher in Beech</p> <p>Mrs Claire Booth & Mrs Vic Hollison Class Teachers in Chestnut</p> <p>Our weekly planning time (PPA) is every Wednesday</p> <p>Mr Ben Wilcox & Miss Taya Harding Our Teaching Assistants</p> </div>		<p style="text-align: center;">English</p> <p>This half term we will be learning to:</p> <ul style="list-style-type: none"> explore a characters feelings and emotions plan, write and edit a formal letter use emotive language plan, write and edit an informal letter plan, write and edit a short narrative <p>Key texts: 'The Windmill Farmer'</p> 
<p style="text-align: center;">PE</p> <p>2 PE sessions each week, 1 indoor and 1 outdoor session. Beech Class: Thursday and Friday Chestnut Class: Thursday and Friday</p> <p style="text-align: center;">Forest School and Football</p> <p>PE kits in school colours worn to school on PE days. Earrings cannot be worn and long hair must be tied back. Unfortunately, we cannot remove earrings.</p>			<p style="text-align: center;">PSHE</p> <p>This half term we will be learning about: Working Together</p> <ul style="list-style-type: none"> Recognising and valuing strengths Developing skills Steps towards goals Effective communication and Questioning skills Problem solving and perseverance Decision making Communication and group work skills Evaluation and Feedback
<p style="text-align: center;">RE</p> <p>This half term we will learn about:</p> <p>Sikhism</p> <ul style="list-style-type: none"> How do the teachings of Sikhism impact on how people choose to live their lives? 	<p style="text-align: center;">Homework</p> <p>Homework will be set on a Friday via Seesaw and needs to be completed by the following Wednesday. Please support and encourage your child, although it should primarily be their own work. Spelling tasks are on EdShed using their log in. All work will be checked by the class teacher. Your child would also significantly benefit from daily reading using the book sent home to reinforce fluency.</p> <div style="display: flex; justify-content: space-around;">   </div>		<p style="text-align: center;">French</p> <p>This half term we will be learning about: <i>les glaces</i></p> <ul style="list-style-type: none"> Name and recognise up to 10 different flavours for ice creams. Ask for an ice-cream in French using 'je voudrais'. Say what flavour they would like. ay whether they would like a cone or a small pot/tub of ice-cream. 